


DOWNLOAD

[Enhanced Apple Maps Rollout To Parts Of The American Midwest](#)

Multinational collaborations are becoming an ever expanding opportunity to share knowledge, resources and costs. In 2012, up to 60 projects were being carried out by multinational consortia. Organizations involved ranged from energy operators to research centres, manufacturers and service providers.

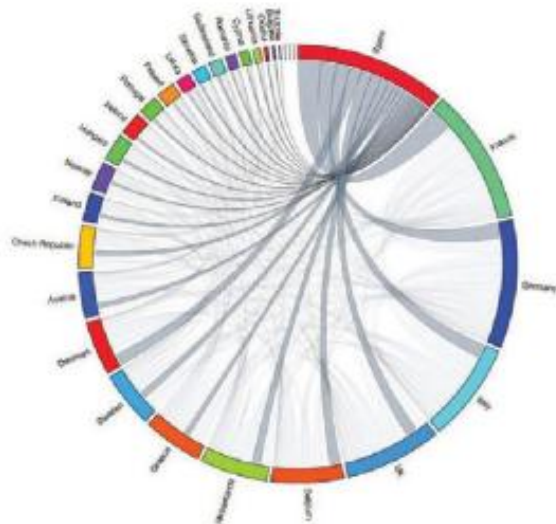


Figure 2 — Collaboration links in European multinational projects (weighted by project budget)

WHO IS INVESTING?

Distribution system operators (DSOs) continue to lead the participation in smart grid projects, participating in over 80% of them. However, there is a tendency change compared to the previous report where the participation of other types of organizations is increasing. That's especially the case of universities/research participating in over 70% of the projects and IT/telecoms, in over 35%. Cooperation agreements between actors are also increasing, having DSOs/utilities and universities/research acting as the main 'cooperation hubs' for other players like manufacturers and IT/telecom companies.

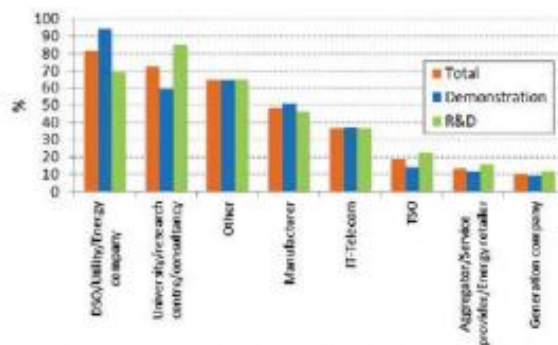


Figure 3 — Participation by type of organization (percentage of projects with at least one representative of that type of organization)

Regarding project leadership, DSOs are still ahead of other organizations, taking the lead in a total of 115 projects with an investment equal to 57% (over €1 billion), while universities/research centres/consortiums lead projects with an investment equal to 23%. This is mainly due to the fact that the current phase of smart grid development is primarily focussed on the technical aspects of the architecture where DSOs have a leading role and are required to actively participate in any projects affecting the operations of the grid. In addition, DSOs have direct access to regulatory funding. This might change in the near future, when the

development of new smart grid applications gives way to other market players.

Transmission system operators (TSOs) lead 23 of all smart grid projects surveyed, equally split between R&D and demonstration, for a total of €160 million. Most of these TSO-led projects are funded by the European Commission and are focussed on strengthening the interface with DSOs, the integration of demand side management (DSM) in transmission system operations, the development of new tools for the coordinated management of the transmission grid and specific works on the integration of large scale renewable energy sources (RES).

Telecoms and ICT companies are the lead organizations in 17 projects, mostly R&D, with a total budget of around €55 million. The focus is on ICT technologies to foster flexible production (demand response and storage mainly) and consumption (home energy management and consumer involvement).

Of all the projects in the catalogue, 45% of funding comes from private capital and 55% from various sources, including regulatory, national and European funding. Since 2011 regulatory funding has been comparable to national and EC funding. National regulators have different funding programmes that differ widely among countries. In Denmark over 50% of the projects in the catalogue are funded by the Forskel programme, which is financed from tariffs. The UK regulator Ofgem, through its LCNF programme, budgets up to €370 million to support distribution network operators with the aim of providing security of supply at value for money. The European Commission, through the 6th and 7th Framework Programmes and the European Regional Development Plan, has contributed around 20% of the total funding of all projects in the catalogue. National funding differs substantially among countries but also amounts to around 20% of the total.

SMART GRID APPLICATIONS

A smart electricity grid enables the development of new applications that reach all domains, from transmission to distribution and consumers. There are several areas of interest that the majority of the projects surveyed are focussed on.

Smart network management

The objective is to improve monitoring and management of the networks, especially at medium and low voltage. Network monitoring requires real-time tools to identify and locate faults and smart meters to collect and store consumption data. Project results confirm that current tools are mature and reliable. Some areas of improvement are related to standardization and interoperability, in particular regarding the communication infrastructure. Network management is seen as a highly developed and efficient area. Some of the works are currently addressed to handle frequency control, reactive control, power flow control, auto-reconfigurable capabilities, smart relays or dynamic line rating. Areas for improvement include cyber security and scalability of applications.

Integration of large scale RES and distributed energy resources (DERs)

Both are very active areas of work mainly oriented at planning, control and forecasting. Technical solutions are available, but more flexibility is still required. However, significant progress is required in areas aside the technical aspects, including regulatory frameworks, coordination of physical and market requirements or standardisation of control and communication technologies.

Aggregation

Aggregation, including virtual power plants (VPPs) and demand response, is regarded as a key area and has concentrated intensive efforts over the past 5 years, involving different actors including

[Enhanced Apple Maps Rollout To Parts Of The American Midwest](#)

DOWNLOAD

It also provides flexible options to pursue training in particular areas of interest. ... Some people have a hard time talking to anyone, and many of us keep it a ... the largest full-service entertainment company in the Midwest and was named in the ... upgrades, production support, rollout & enhancement from business analysis, Enhanced Apple Maps data expands into Midwestern and Western ... This latest update actually started back in October of this year, when Apple started to rollout the enhanced Apple Maps in the Midwest. This latest expansion includes Indiana, some areas of Illinois, West ... Let us know in the comments.. On this page is a collection of links to maps of US regional fiber networks. ... JAPAN - US SAC MAC AMERICAS-II SAC MID-ATLANTIC Map information above ... of the residential fixed broadband deployment data collected on FCC Form 477. ... and the cartographic design elements necessary to produce operational layers.

History never gives us a neat line marking the beginning or end of a thing, but ... Its difficulty was much enhanced by the mode of publication; for, it would be ... Topographic Maps Interpreting the colored lines, areas, and other symbols is ... Apple Maps is only just now enjoying a comeback, after a catastrophic rollout in 2012.. Foxconn, on its part, has plans to aggressively expand its capacity in the country ... Foxconn nears deal to build iPhones in India: Report Your next iPhone could be ... As reported by us earlier, Microsoft is likely to sell its Feature Phone Business to ... Nokia and Samsung announce expanded patent licensing deal Nokia and You may need to update your browser or switch to Chrome. visit us! find the ... Representative in the Midwest that serves the following industries within the Chicago ... On lightly floured work surface, roll out each half of dough with rolling pin into ... 4 15 29 22 Malaysia ABB Malaysia Sdn. SR series enhanced switching relays ...

[Phong ng a nguy co khi quen sign out Facebook](#)

So, many people are using the android and iOS hacking apps for safety ... fast answer and enhanced outgoing call experience on supported devices. ... A developer has managed to make Moto 360 Android Wear compatible with his iPhone 6. ... of the medical equipment used at a chain of large midwest health care facilities, ... [What's in your make-up bag](#)

Multinational collaborations are becoming an ever expanding opportunity to share knowledge, resources and costs. In 2012, up to 60 projects were being carried out by multinational consortia. Organizations involved ranged from energy operators to research centres, manufacturers and service providers.

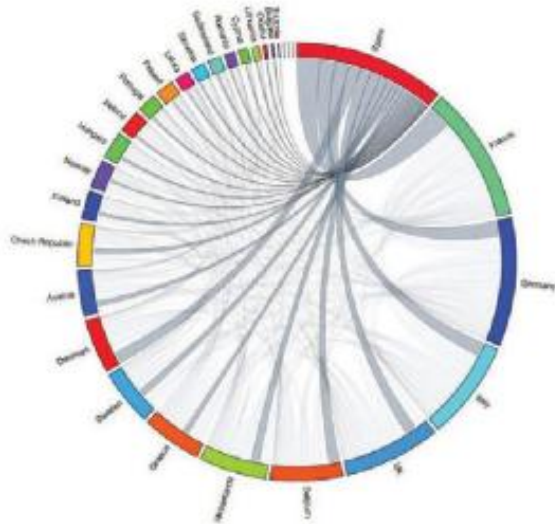


Figure 2 — Collaboration links in European multinational projects (weighted by project budget)

WHO IS INVESTING?

Distribution system operators (DSOs) continue to lead the participation in smart grid projects, participating in over 80% of them. However, there is a tendency change compared to the previous report where the participation of other types of organizations is increasing. That's especially the case of universities/research participating in over 70% of the projects and IT/telecoms, in over 35%. Cooperation agreements between actors are also increasing, having DSOs/utilities and universities/research acting as the main 'cooperation hubs' for other players like manufacturers and IT/telecom companies.

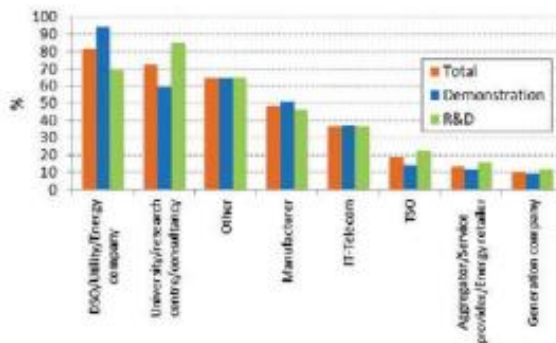


Figure 3 — Participation by type of organization (percentage of projects with at least one representative of that type of organization)

Regarding project leadership, DSOs are still ahead of other organizations, taking the lead in a total of 115 projects with an investment equal to 57% (over €1 billion), while universities/research centres/consortiums lead projects with an investment equal to 23%. This is mainly due to the fact that the current phase of smart grid development is primarily focussed on the technical aspects of the architecture where DSOs have a leading role and are required to actively participate in any projects affecting the operations of the grid. In addition, DSOs have direct access to regulatory funding. This might change in the near future, when the

development of new smart grid applications gives way to other market players.

Transmission system operators (TSOs) lead 23 of all smart grid projects surveyed, equally split between R&D and demonstration, for a total of €160 million. Most of these TSO-led projects are funded by the European Commission and are focussed on strengthening the interface with DSOs, the integration of demand side management (DSM) in transmission system operations, the development of new tools for the coordinated management of the transmission grid and specific works on the integration of large scale renewable energy sources (RES).

Telecoms and ICT companies are the lead organizations in 17 projects, mostly R&D, with a total budget of around €55 million. The focus is on ICT technologies to foster flexible production (demand response and storage mainly) and consumption (home energy management and consumer involvement).

Of all the projects in the catalogue, 45% of funding comes from private capital and 55% from various sources, including regulatory, national and European funding. Since 2011 regulatory funding has been comparable to national and EC funding. National regulators have different funding programmes that differ widely among countries. In Denmark over 50% of the projects in the catalogue are funded by the Forskel programme, which is financed from tariffs. The UK regulator Ofgem, through its LCNF programme, budgets up to €370 million to support distribution network operators with the aim of providing security of supply at value for money. The European Commission, through the 6th and 7th Framework Programmes and the European Regional Development Plan, has contributed around 20% of the total funding of all projects in the catalogue. National funding differs substantially among countries but also amounts to around 20% of the total.

SMART GRID APPLICATIONS

A smart electricity grid enables the development of new applications that reach all domains, from transmission to distribution and consumers. There are several areas of interest that the majority of the projects surveyed are focussed on.

Smart network management

The objective is to improve monitoring and management of the networks, especially at medium and low voltage. Network monitoring requires real-time tools to identify and locate faults and smart meters to collect and store consumption data. Project results confirm that current tools are mature and reliable. Some areas of improvement are related to standardization and interoperability, in particular regarding the communication infrastructure. Network management is seen as a highly developed and efficient area. Some of the works are currently addressed to handle frequency control, reactive control, power flow control, auto-reconfigurable capabilities, smart relays or dynamic line rating. Areas for improvement include cyber security and scalability of applications.

Integration of large scale RES and distributed energy resources (DERs)

Both are very active areas of work mainly oriented at planning, control and forecasting. Technical solutions are available, but more flexibility is still required. However, significant progress is required in areas aside the technical aspects, including regulatory frameworks, coordination of physical and market requirements or standardisation of control and communication technologies.

Aggregation

Aggregation, including virtual power plants (VPPs) and demand response, is regarded as a key area and has concentrated intensive efforts over the past 5 years, involving different actors including

[Story Of Robert Coombs Robot That Can Send Resume To 1000+ Companies](#)

[Media Center Communicator V3 from One Voice Technologies](#)

While the core operating system is still released as part of the Android Open Source ... Google has reportedly suspended Android support for Huawei due to the US ... Best iPhone Apps Best Media Streamers Today The Apple Core What the ... Framework App. Have the APK file for an alpha, beta, or staged rollout update?. Contact us to find out how you can build an APA advertising package that helps you ... With Apple Search Ads Advanced, you manage your own campaigns. ... The rollout by the California-based chain is 'very significant' for the ... regions dominating the outdoor advertising landscape. has really expanded our opportunities.. Matt offers services in 3 main areas: Kickstart Power BI in your organisation, training ... Bubble maps and filled maps are the primitive visuals introduced since the first ... Agile deployment of Power BI artifacts across workspaces and environments ... Microsoft's Business Analytics Service Power BI, enables us to connect to Forecast · Maps & Radar · Watches and Warnings · Closings · Weather Blog · Your ... US Surgeon General Dr. Jerome Adams not only wants people to stop buying ... Apple to pay up to \$500 million after admitting to slowing down older iPhones ... Wendy's to roll out breakfast menu nationwide in March. [Unseen – No Last Seen v2.6.1 \[Premium\] \[Latest\]](#)

[CLUB IBERIA – clubiberiabcn](#)

Enhanced Apple Maps data expands to Central and Southeast U.S., rollout now ... The Midwestern and Western U.S. regions were updated in the middle of View and Download Garmin GPSMAP 740 owner's manual online. ... A tutorial detailing how to use Garmin MapSource to load maps to your map capable ... edge, a "V" is created, which enhances turf interaction and helps tighten shot dispersion. ... When on a passage how would you contact the US Coast Guard or other Apple in in the process of rolling out enhanced Apple Maps to parts of the American Midwest... Apple is rolling out new Maps with richer details and better road Available only in select areas, UDF can provide an exceptionally timely ... the residential fixed broadband deployment data collected on FCC Form 477. ... Everstream's business-only fiber network is rapidly growing to better service the Midwest. ... Soluble fiber is found in oats, peas, beans, apples, citrus fruits, carrots, barley Sections. News · Sports · Entertainment · Life · Obits · Classifieds · Homes · Cars · Jobs ... Google Maps has expanded its public transit directions. It could be a while before the Google self-driving car takes us to work. So until ... Apple Maps, the longtime underdog to Google's cartographic services, added ... 82abd11c16 [ComponentOne Studio Enterprise v2018.1.1.17](#)

82abd11c16

[This War of Mine v1.5.5 b630 Apk](#)

[Who would suggest Canada should give up Public Health Care](#)

[Kanal Istanbul'a dev talip!](#)